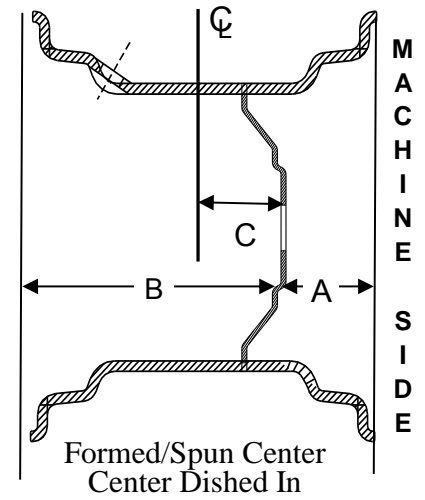
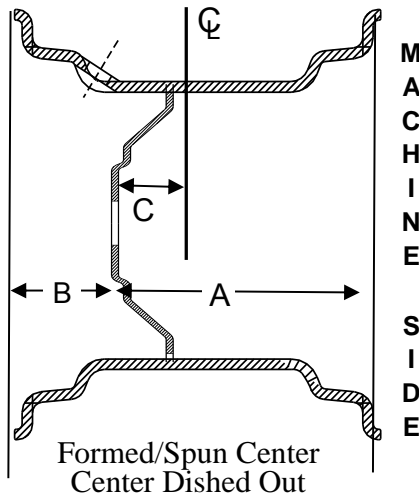
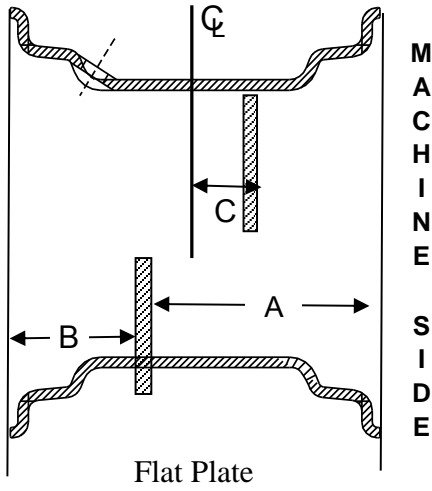


Customer: _____
Address: _____
City: _____ **State:** _____ **Zip:** _____
Phone: _____ **Fax:** _____
Contact: _____ **E-MAIL:** _____

Equipment Make
Equipment Model

REAR **FRONT** (USE SEPARATE SHEET)



Tire Size: _____
Wheel Size: _____ **X** _____
Paint Color: _____
Disc Style: FLAT FORMED

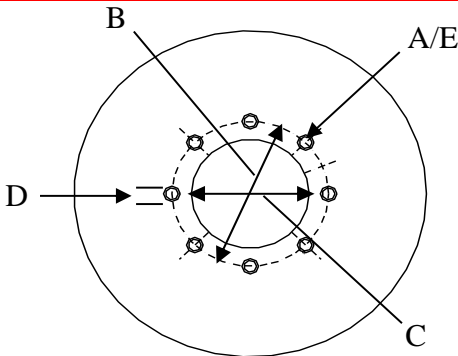
Wheel Style:
 Fixed Flat Plate Fixed Formed Plate
 Adjustable Formed Plate Other

Disk Thickness: _____
"A" Back Side (Opposite Valve Stem) _____
"B" Front Side (Valve Stem Side) _____
"C" Offset From Centerline _____
 (+ offset is more wheel in -- toward valve stem)
 (- offset is more wheel out -- away from valve stem)

Additional Information

Center Dished In: _____ **Out:** _____

BOLT PATTERN



A - # of Bolts _____
B - Bolt Circle _____
C - Pilot Hole _____
D - Bolt Hole Sizes _____
E - Countersink _____ **Y** **N**
F - Countersink OD _____
G - Angle of Countersink _____
R - Radius of Countersink _____

